

**Description:** ARZ-G45 adjustable spectrum cultivation strawberry and other flower and fruit crops plant grow light, blue light peak 435-440nm, more suitable for crop photosynthesis, increase yield, designed for urban agriculture vertical planting plant factory, unique reflection and lens structure - efficient Concentrating light, uniform spectral radiation, directional irradiation, higher light utilization rate, suitable for high-light sun plant planting, especially suitable for planting strawberries and other flower and fruit crops.



1. It is suitable for strawberry, high-light sunny plants; colored leafy vegetables.
2. Each unit grow light covers an area of 0.4x1.2m (16"x48")
3. Adjustable spectrum cultivation of strawberry and flower fruit crops, using more blue light to promote the growth of roots, stems and leaves, and gradually increasing the ultra-red light and far-red light promoting flowering and ear formation, and increasing yield.
4. Unique reflection and lens structure - efficient light gathering, uniform spectral radiation, and higher light utilization rate (compared to lensless reflector products, 0.2m PPFD increases by 30%, 0.3m PPFD increases by 50%)
5. Compatible with EU20 profile bolts, easy to install and expand.
6. Input voltage: AC100 ~277V, total power 120W
7. Meet global certification requirements

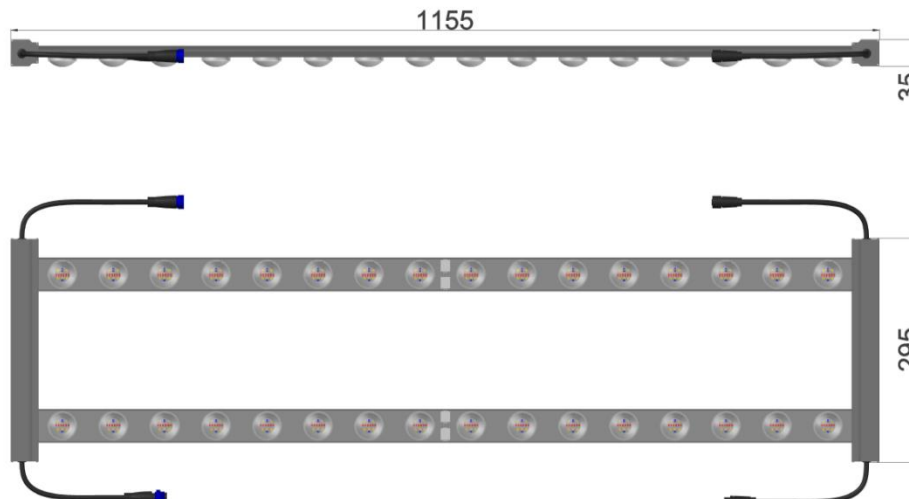
Model	Dimension LxWxH	Spectral Wavelength	Avg PPFD $\mu\text{mol}/\text{m}^2/\text{s}$	PPF output	Power AC Input	Comment
ARZ-G45	1155x295x35mm 45" * 11.6" * 1.4	CH1 	280 $\mu\text{mol}$ @0.2m	160 $\mu\text{mol}/\text{s}$	69W	435nm-440nm peak Seedlings and Vegetative Growth
			230 $\mu\text{mol}$ @0.3m			
		CH2 	180 $\mu\text{mol}$ @0.2m	110 $\mu\text{mol}/\text{s}$	49W	Seedling stage brightness 20% vegetative growth 30-50%
			150 $\mu\text{mol}$ @0.3m			
		V7B2 	460 $\mu\text{mol}$ @0.2m	270 $\mu\text{mol}/\text{s}$	118W	fast growing plants Plant flowering and fruiting period
			380 $\mu\text{mol}$ @0.3m			

Operating temperature: -30°C ~ 35°C, Lifespan: 35,000 hours (Note: Ta 25°C)

Tolerance range for optical and electrical data:  $\pm 10\%$ .

(Total PAR output: It is calculated by a single LED module) The above data is for reference only!


Dimension:



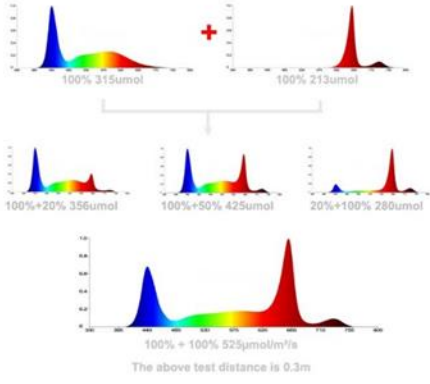
UNIT: mm


## Dual-channel adjustable spectrum plant grow light


|| ARZ-G45 120W Adjustable Spectrum Grow Light Plant Factory Visiting Agriculture




**Adjust Your Best spectrum**  
**High-quality Crops More Harvest**









IP64



Compatible T-bolts



Dim & AC Input



Lens+Reflector Improve PPFD  
Grow your crops faster


Adjust the best spectrum for you. adjustable spectrum cultivation of strawberry and other flower and fruit crops, using multi-blue light in the vegetative growth period to promote the growth of roots, stems and leaves, and gradually increasing the super-red light and far-red light in the flowering and fruiting period, promoting flowering and ear formation, and increasing yield.

Suitable for strawberries, high-light sun plants; colored leafy vegetables.

Unique reflection and lens structure - efficient light gathering, uniform spectral radiation, and higher utilization of light (compared to lensless reflector products, the PPFD of 0.2m suspension height is increased by 30%, and the PPFD of 0.3m of suspension height is increased by 50%)

### Electronic installation instructions

When open the package, please check whether the inside is including product, accessory, label, certificate quality. And please assure that the light is perfect without any damage.



AC input wire, gray is live wire, blue is zero wire, yellow-green is ground wire; input voltage: 100~277VAC

Dimming input: 3-in-1 dimming (0~10VDC, 10V PWM signal, resistance)

#### Attention

1. In order to make sure the light can work safety and stability, the ground line should be connected the earth.
2. When connecting the wires please turn off the power, and check whether the wires are connected correctly. Never connect the wires in opposite way, or the power should not be turned on.
3. Please keeping the trip bolt being fastening and reliable, in case of the light fall down of looseness.
4. When finishing connect the wires, please use the insulation gummed tape to convolve the wires, confirm the insulation and solve the waterproof problem.