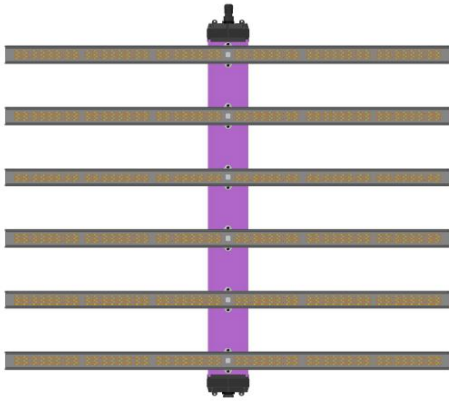
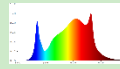


Description:

RX-GKC750 4x4feet large size quick plug installation horticultural LED medicinal plant grow Lights, Vertical agriculture commercial horticulture cultivation, Designed for growers to push the envelope with high-PPFD cultivation practices. Not intended for beginner growers or grows without CO₂ supplementation. Preferred medicinal plant light recipe, You can also customize the spectrum you need!

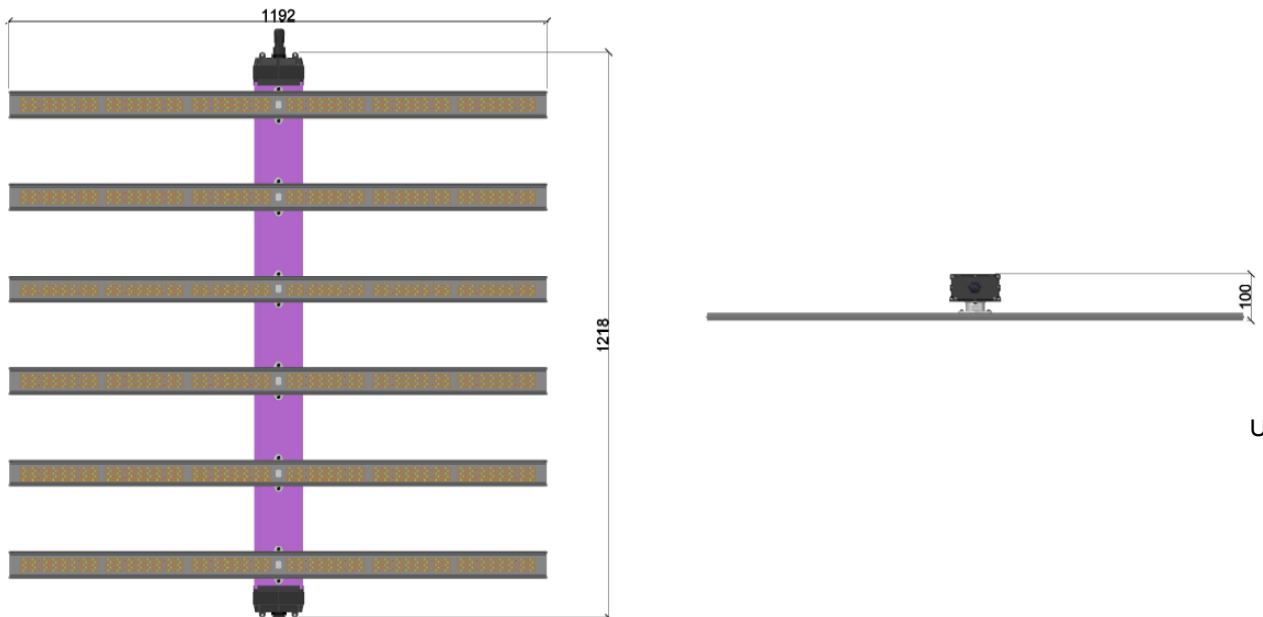


1. 750W LED grow light, Covered area in tent, Veg is 6.6'x6.6', of flowering is 5'x5'
2. Separate packaging, saving freight, quick-plug interface for easy installation.
3. PAR 2000umol/s , PPF efficiency 2.7umol/J
4. Optimized LED arrangement, the coverage area is more evenly illuminated
5. Multi-Lights Connection Dimming, compatible with "Horti Guru" APP control system
6. Power: 750W/AC 120V-277V
7. Life span 50000 hours
8. Warranty 3 years

Model	Dimension LxWxH	Spectral Wavelength	Photon PPFD μmol/m ² /s	Luminous flux Radiation Power	Power Test Input	Comment
RX-GKC750	1218x1192x100mm 48" * 46.8" * 3.9"	F90 	1254 μmol @12" (0.3m)	2000umol/s	750W	Medicinal plant light recipe Vegetative growth and flowering
			961 μmol@22" (0.56m)			
			338 μmol @47" (1.2m)			
Operating temperature:-30°C~40°C,Lifespan:50,000 hours (Note:Ta 25°C)						
Tolerance range for optical and electrical data:±10%. Beam angle 120°						

The center value of PPFD is dark room no reflection test, The above data is for reference only!

Dimension:



Unit: mm

- RJ45 socket Dimming connector


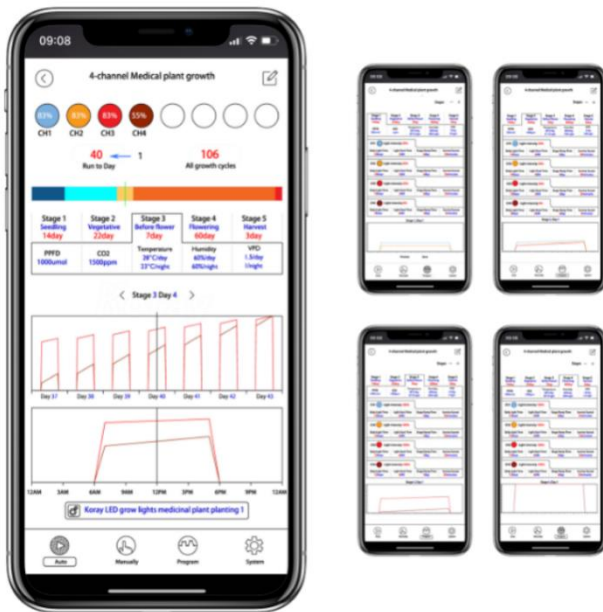


CH1 Dimming signal input : Pin 1 DIM+, Pin 2 DIM-



Free DM25 dimmer

- Compatible with Horti Guru APP control system

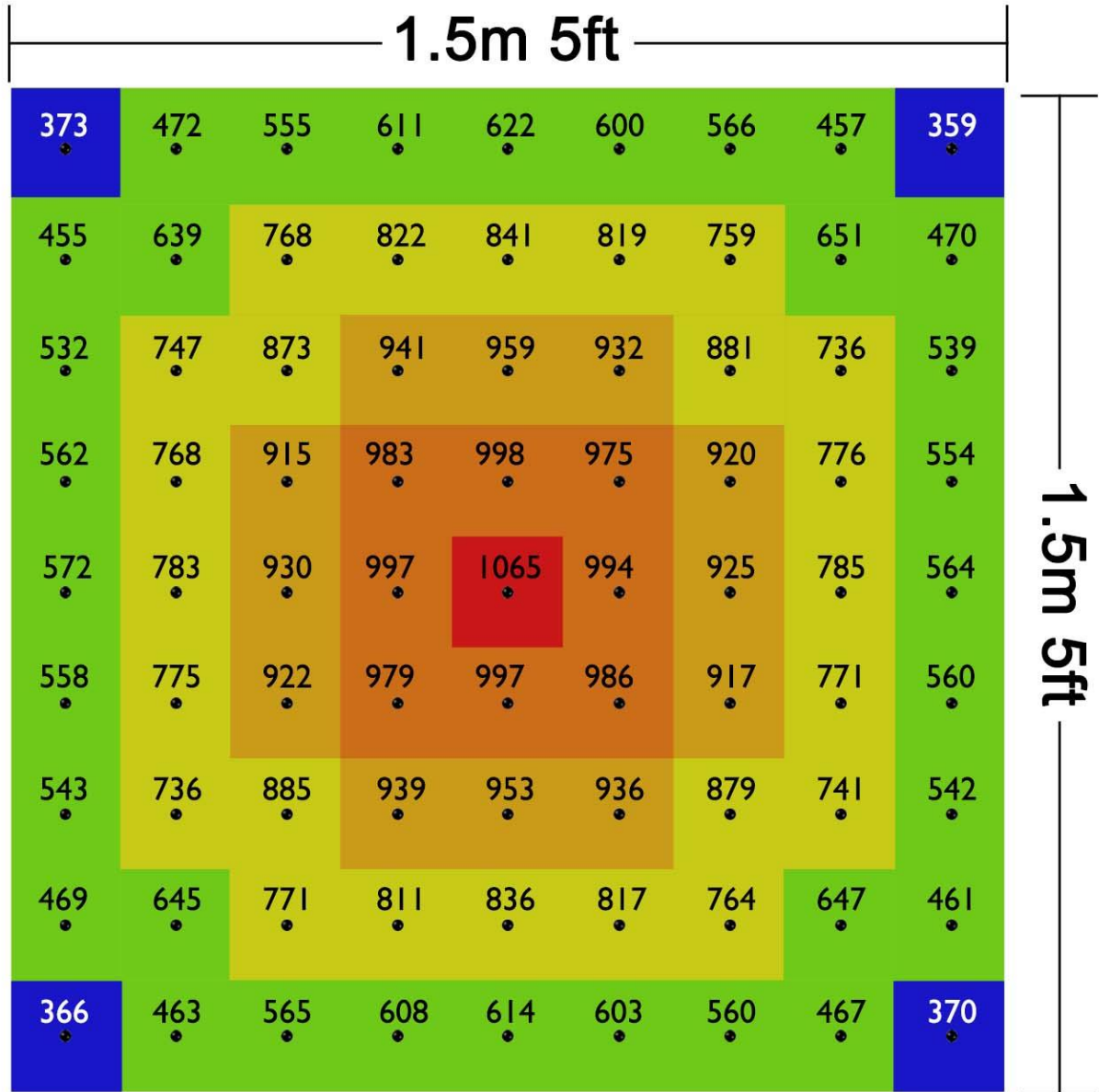


Horti Guru APP control system requires additional purchase
For more information, please contact Koray

The above data is a manual test of the physical samples of the factory, there may be measurement errors, for reference only!
For detailed data, please contact us!

● PPF Test

5ft*5ft (1.5x1.5m) Darkroom Test Data Sheet



Coverage area: 5ft * 5ft (1.5m * 1.5m, Dark Room)

Height: 20"(0.51m)

Average PPF: 722µmol/m²/s